




LEGEND:

- ① JUMBO RECTANGULAR PLASTIC VALVE BOX & LOCKING COVER (PER SPECIFICATIONS)
- ② FINISH GRADE
- ③ WATERPROOF CONNECTION (PER SPECIFICATIONS)
- ④ TWO CONDUCTOR SHIELDED CABLE - ROUTED TO CONTROLLER VIA CONDUIT.
- ⑤ FLOW SENSOR (PER PLAN AS SPECIFIED)
- ⑥ PIPE CHOKE - REDUCE TO NEXT SIZE BELOW MAINLINE PIPE SIZE
- ⑦ VALVE BOX EXTENSION (AS NECESSARY)
- ⑧ PEA GRAVEL DRAIN SUMP - 30" DIA x 6" DEEP MINIMUM
- ⑨ 3/4" E.C. WIRE PATH FROM SENSOR BOX TO MASTER VALVE AND/OR IRRIGATION CONTROLLER
- ⑩ DUCT SEAL
- ⑪ CONCRETE BRICK, TYPICAL OF 4
- ⑫ 1/4" STAINLESS STEEL WIRE MESH, TYPE 316

NOT TO SCALE

	RECOMMENDED:  6/20/19 DIVISION MANAGER DATE	<h2 style="margin: 0;">CITY OF MORENO VALLEY</h2> <p style="margin: 0;">PARKS AND COMMUNITY SERVICES DEPARTMENT</p>	STANDARD PLAN <h3 style="margin: 0;">MVLI-540B-0</h3>
	APPROVED:  7/30/19 PUBLIC WORKS DIRECTOR / DATE CITY ENGINEER	<h2 style="margin: 0;">FLOW SENSOR ASSEMBLY DETAIL</h2>	