




NOTES:

- 1) GROUND WIRE SHALL BE No 10 COPPER (INSULATED - GREEN).
- 2) GROUNDING ROD SHALL BE 5/8" x 8'-0" COPPER CLAD.
- 3) ATTACH GROUND WIRE TO GROUNDING ROD USING BRASS GROUND ROD CLAMP.
- 4) ENCLOSE GROUND ROD IN 10 - INCH ROUND PLASTIC VALVE BOX W / LOCKING LID.
- 5) CONNECT FIELD GROUND WIRE TO TERMINAL STRIP.
- 6) SWEEPS / CONDUIT TO BE 1" SCH 80 PVC. EXTEND CONDUIT ALONG THE ENTIRE REACH OF GROUND WIRE PATH, ENDING IN GROUND ROD BOX.

NOT TO SCALE

	RECOMMENDED:  1-16-14 DIVISION-MANAGER DATE	CITY OF MORENO VALLEY FINANCIAL & MANAGEMENT SERVICES DEPARTMENT - SPECIAL DISTRICTS DIVISION	STANDARD PLAN MVLI-533-0
	APPROVED:  1/29/14 PUBLIC WORKS DIRECTOR/ DATE CITY ENGINEER	EXTERNAL GROUND ROD ASSEMBLY DETAIL	